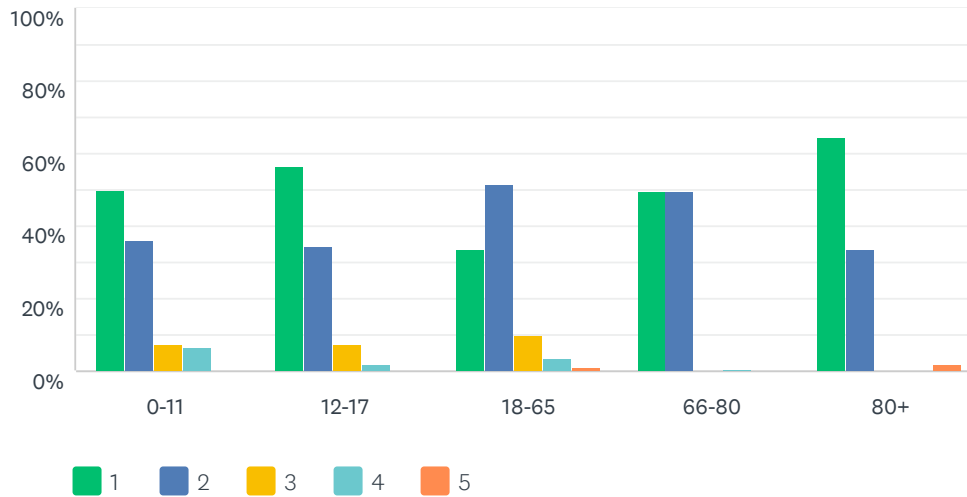


Q1 Please enter your Postcode

Answered: 421 Skipped: 0

Q2 How many people are resident in your household, and at what ages? (include away students who would normally be resident)

Answered: 416 Skipped: 5

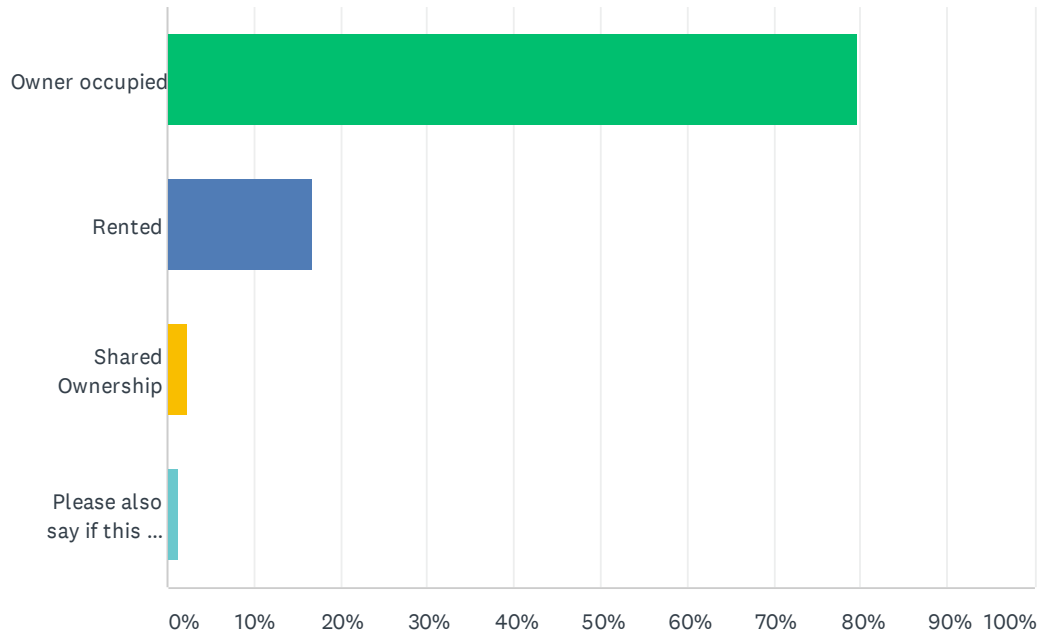


	1	2	3	4	5	TOTAL	WEIGHTED AVERAGE
0-11	50.00% 54	36.11% 39	7.41% 8	6.48% 7	0.00% 0	108	1.70
12-17	56.36% 31	34.55% 19	7.27% 4	1.82% 1	0.00% 0	55	1.55
18-65	33.72% 87	51.55% 133	10.08% 26	3.49% 9	1.16% 3	258	1.87
66-80	49.69% 79	49.69% 79	0.00% 0	0.63% 1	0.00% 0	159	1.52
80+	64.44% 29	33.33% 15	0.00% 0	0.00% 0	2.22% 1	45	1.42

Q3 Is your present home:

Answered: 417 Skipped: 4

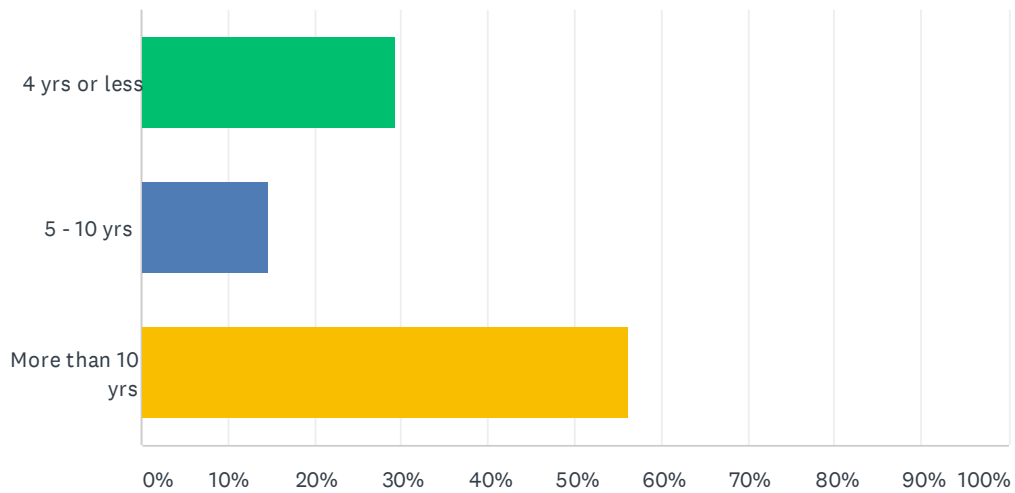
Framlingham Town Survey



ANSWER CHOICES	RESPONSES
Owner occupied	79.62% 332
Rented	16.79% 70
Shared Ownership	2.40% 10
Please also say if this is your "second" home	1.20% 5
TOTAL	417

Q4 How long has your family lived in Framlingham?

Answered: 418 Skipped: 3



ANSWER CHOICES	RESPONSES
4 yrs or less	29.19% 122
5 - 10 yrs	14.59% 61
More than 10 yrs	56.22% 235
TOTAL	418

Q5 Employment - Please tick how many in each category

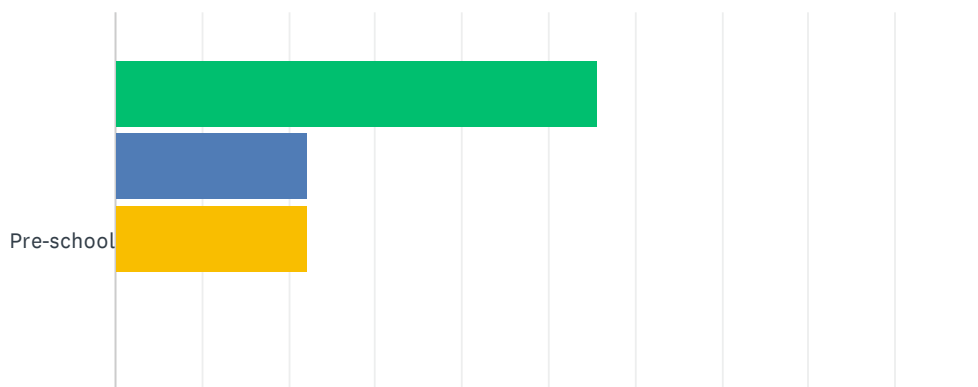
Answered: 415 Skipped: 6



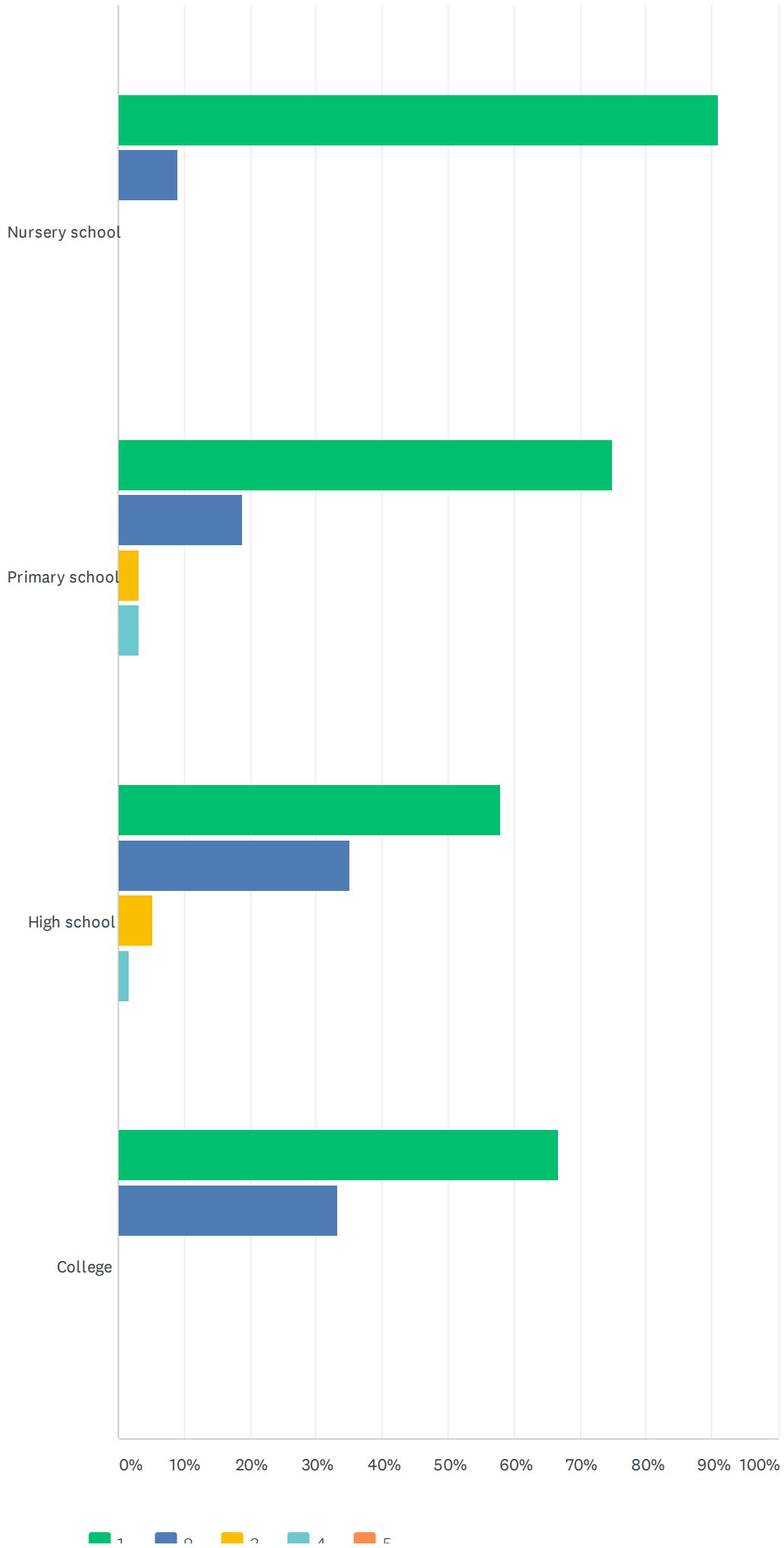
	1	2	3	4	5	TOTAL	WEIGHTED AVERAGE
Student	34.57% 28	50.62% 41	6.17% 5	6.17% 5	2.47% 2	81	1.91
Retired	45.13% 102	53.98% 122	0.44% 1	0.00% 0	0.44% 1	226	1.57
Unemployed	92.31% 12	0.00% 0	0.00% 0	0.00% 0	7.69% 1	13	1.31
Work from home	88.00% 22	8.00% 2	0.00% 0	0.00% 0	4.00% 1	25	1.24
Self-employed	68.57% 48	28.57% 20	1.43% 1	0.00% 0	1.43% 1	70	1.37
Employed in Framlingham	76.62% 59	20.78% 16	1.30% 1	0.00% 0	1.30% 1	77	1.29
Employed within 20miles	80.34% 94	15.38% 18	3.42% 4	0.00% 0	0.85% 1	117	1.26
Employed more than 20miles	75.51% 37	22.45% 11	0.00% 0	0.00% 0	2.04% 1	49	1.31

Q6 If you have children how many attend a school in Framlingham?

Answered: 84 Skipped: 337



Framlingham Town Survey



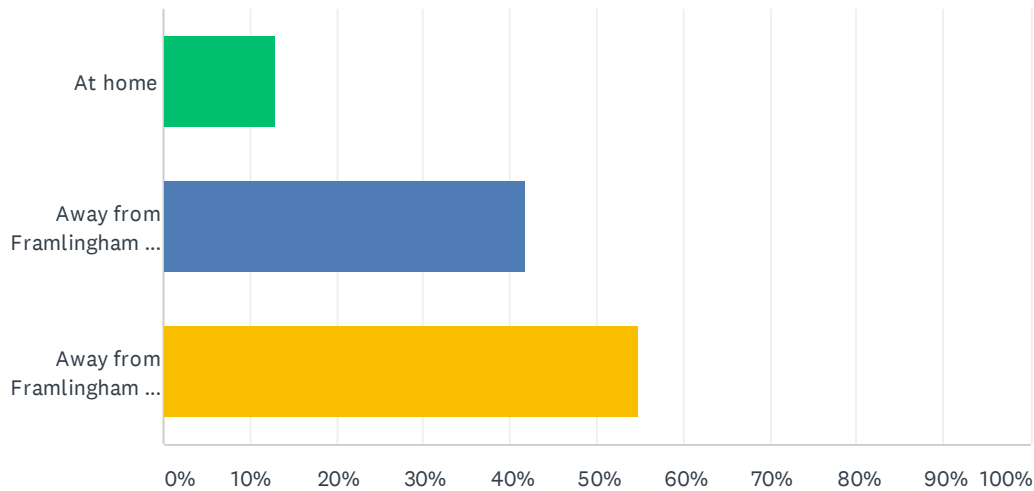
Framlingham Town Survey

1 2 3 4 5

	1	2	3	4	5	TOTAL	WEIGHTED AVERAGE
Pre-school	55.56% 5	22.22% 2	22.22% 2	0.00% 0	0.00% 0	9	1.67
Nursery school	90.91% 10	9.09% 1	0.00% 0	0.00% 0	0.00% 0	11	1.09
Primary school	75.00% 24	18.75% 6	3.13% 1	3.13% 1	0.00% 0	32	1.34
High school	57.89% 33	35.09% 20	5.26% 3	1.75% 1	0.00% 0	57	1.51
College	66.67% 4	33.33% 2	0.00% 0	0.00% 0	0.00% 0	6	1.33

Q7 If not where are your children educated?

Answered: 31 Skipped: 390

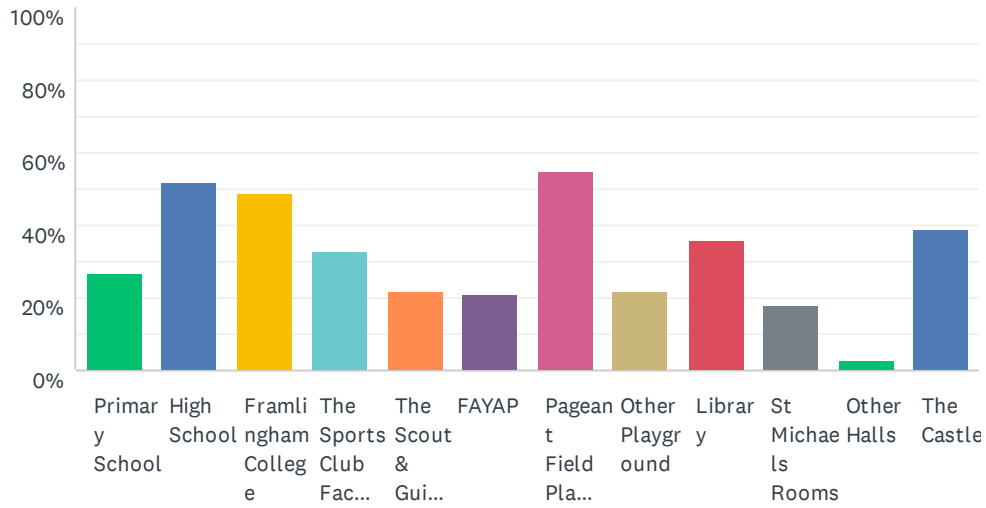


ANSWER CHOICES	RESPONSES	Count
At home	12.90%	4
Away from Framlingham - locally	41.94%	13
Away from Framlingham - more than 10 miles	54.84%	17
Total Respondents: 31		

Q8 Where do your children take part in activities in Framlingham?

Answered: 100 Skipped: 321

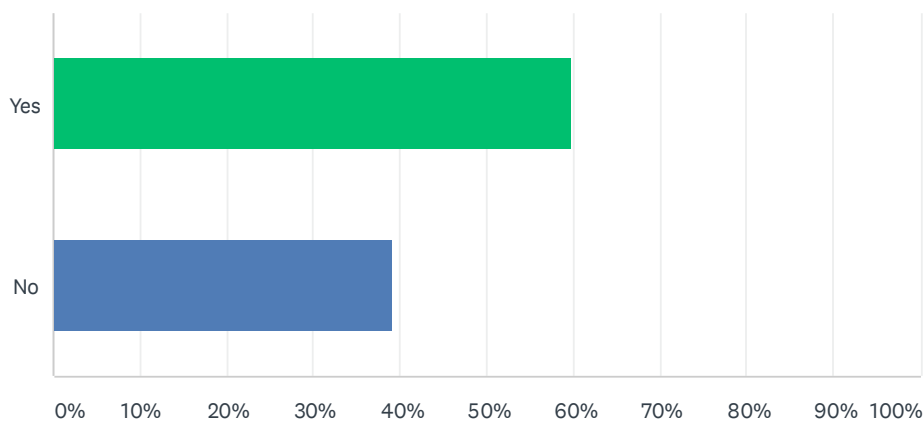
Framlingham Town Survey



ANSWER CHOICES	RESPONSES
Primary School	27.00% 27
High School	52.00% 52
Framlingham College	49.00% 49
The Sports Club Facilities	33.00% 33
The Scout & Guide Group Clubhouse	22.00% 22
FAYAP	21.00% 21
Pageant Field Playground	55.00% 55
Other Playground	22.00% 22
Library	36.00% 36
St Michaels Rooms	18.00% 18
Other Halls	3.00% 3
The Castle	39.00% 39
Total Respondents: 100	

Q9 Do your children need to travel outside Framlingham for activities?

Answered: 102 Skipped: 319



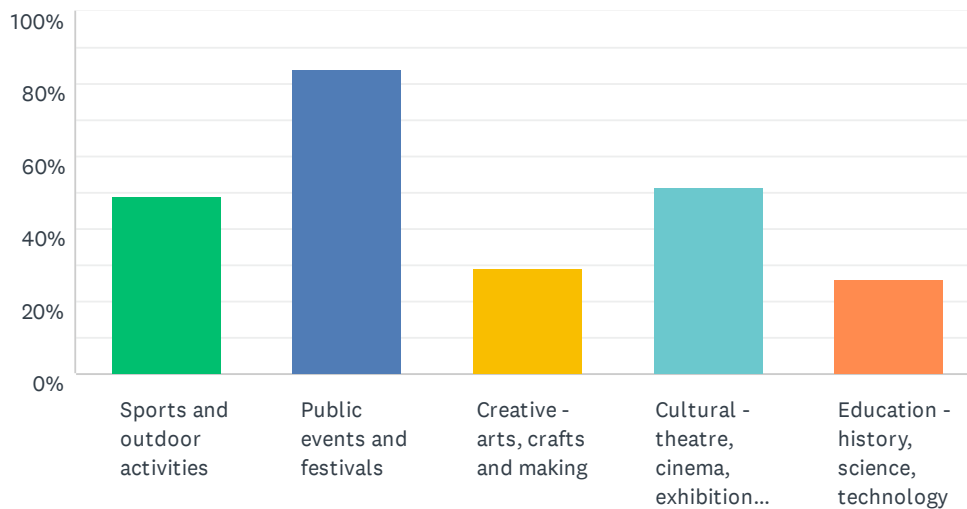
ANSWER CHOICES	RESPONSES	
Yes	59.80%	61
No	39.22%	40
TOTAL		102

Q10 What additional indoor and outdoor facilities for children and teenagers would it be good to have in Framlingham, and for what activities?

Answered: 95 Skipped: 326

Q11 Do you and your family take part in community & leisure activities?

Answered: 352 Skipped: 69

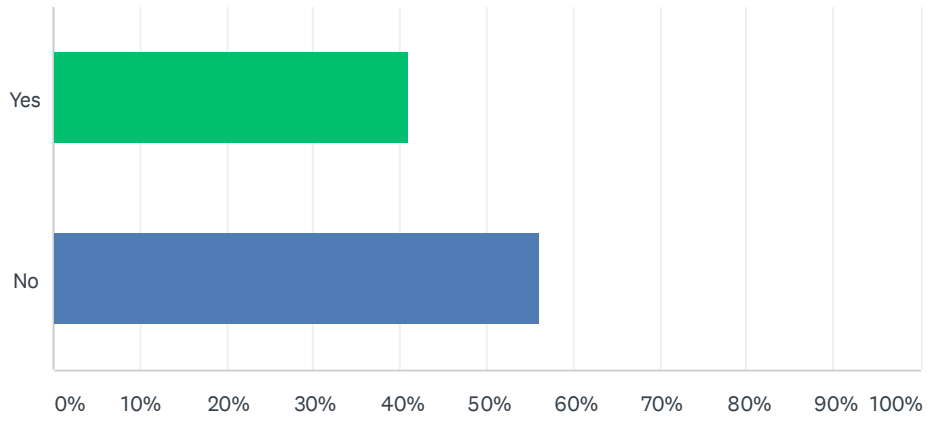


ANSWER CHOICES	RESPONSES	
Sports and outdoor activities	48.86%	172
Public events and festivals	83.81%	295
Creative - arts, crafts and making	28.98%	102
Cultural - theatre, cinema, exhibitions, lectures	51.42%	181
Education - history, science, technology	26.14%	92
Total Respondents: 352		

Q12 Are there activities which members of your household would like to do but can not be done in Framlingham?

Answered: 308 Skipped: 113

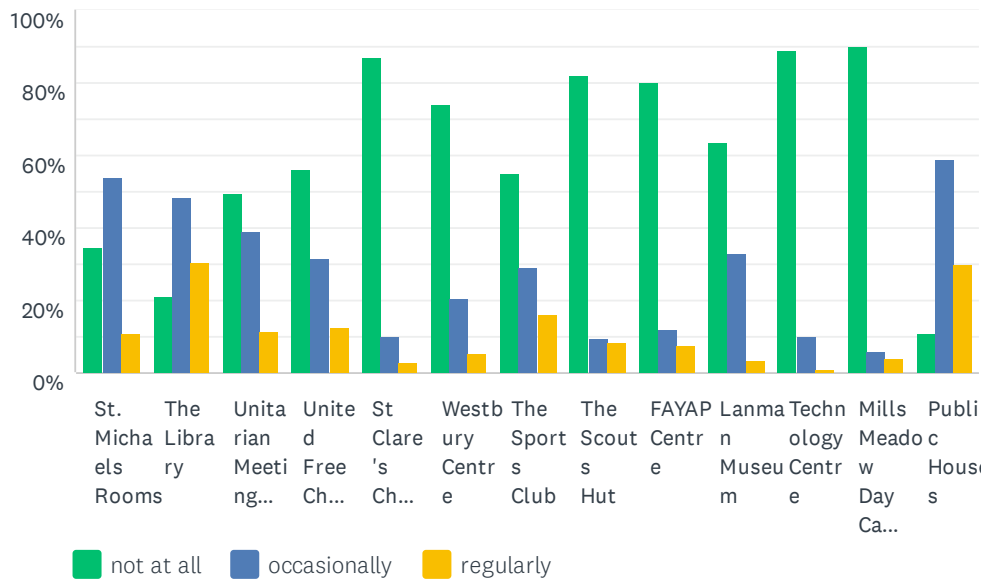
Framlingham Town Survey



ANSWER CHOICES	RESPONSES	
Yes	40.91%	126
No	56.17%	173
TOTAL		308

Q13 Which community facilities do members of your household use, and how often?

Answered: 390 Skipped: 31

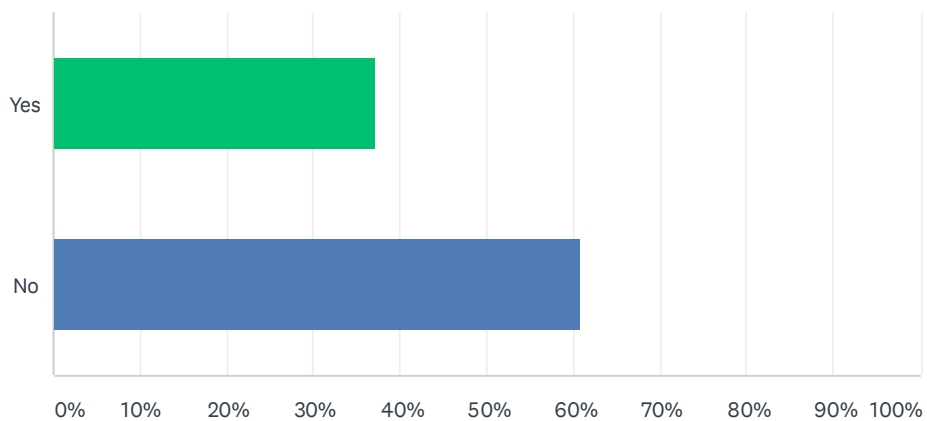


Framlingham Town Survey

	NOT AT ALL	OCCASIONALLY	REGULARLY	TOTAL
St. Michaels Rooms	34.62% 117	54.14% 183	11.24% 38	338
The Library	21.23% 76	48.32% 173	30.45% 109	358
Unitarian Meeting House	49.68% 155	38.78% 121	11.54% 36	312
United Free Church	55.88% 171	31.70% 97	12.42% 38	306
St Clare's Church	87.02% 248	10.18% 29	2.81% 8	285
Westbury Centre	73.99% 219	20.27% 60	5.74% 17	296
The Sports Club	55.03% 164	28.86% 86	16.11% 48	298
The Scouts Hut	82.17% 235	9.44% 27	8.39% 24	286
FAYAP Centre	80.22% 223	12.23% 34	7.55% 21	278
Lanman Museum	63.42% 189	32.89% 98	3.69% 11	298
Technology Centre	89.05% 244	9.85% 27	1.09% 3	274
Mills Meadow Day Care Centre	90.07% 254	6.03% 17	3.90% 11	282
Public Houses	10.87% 40	58.97% 217	30.16% 111	368

Q14 A new pavilion has recently been built on the Pageant field. Do you expect members of your household will be using this facility?

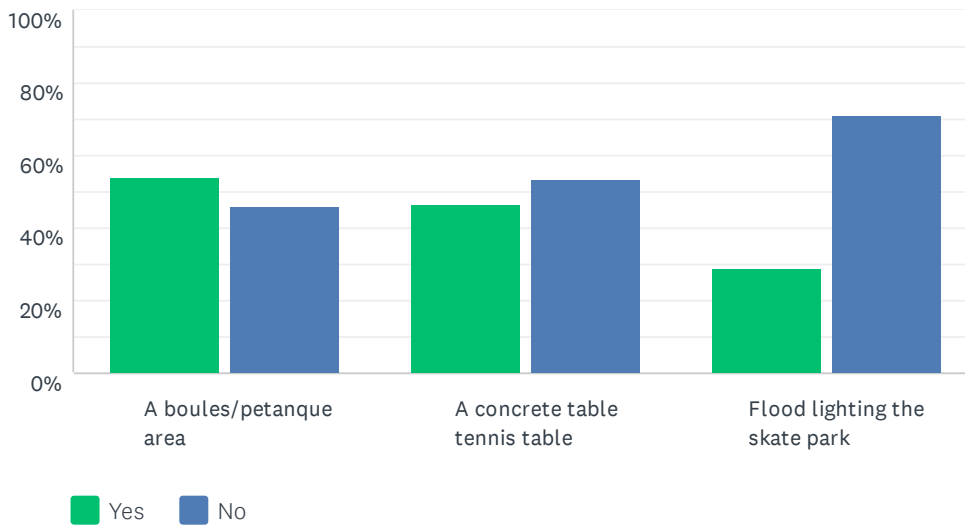
Answered: 383 Skipped: 38



ANSWER CHOICES	RESPONSES	
Yes	37.34%	143
No	60.84%	233
TOTAL		383

Q15 Would the following facilities in the Pageant Field be a good idea if they were provided and would your family use them?

Answered: 362 Skipped: 59

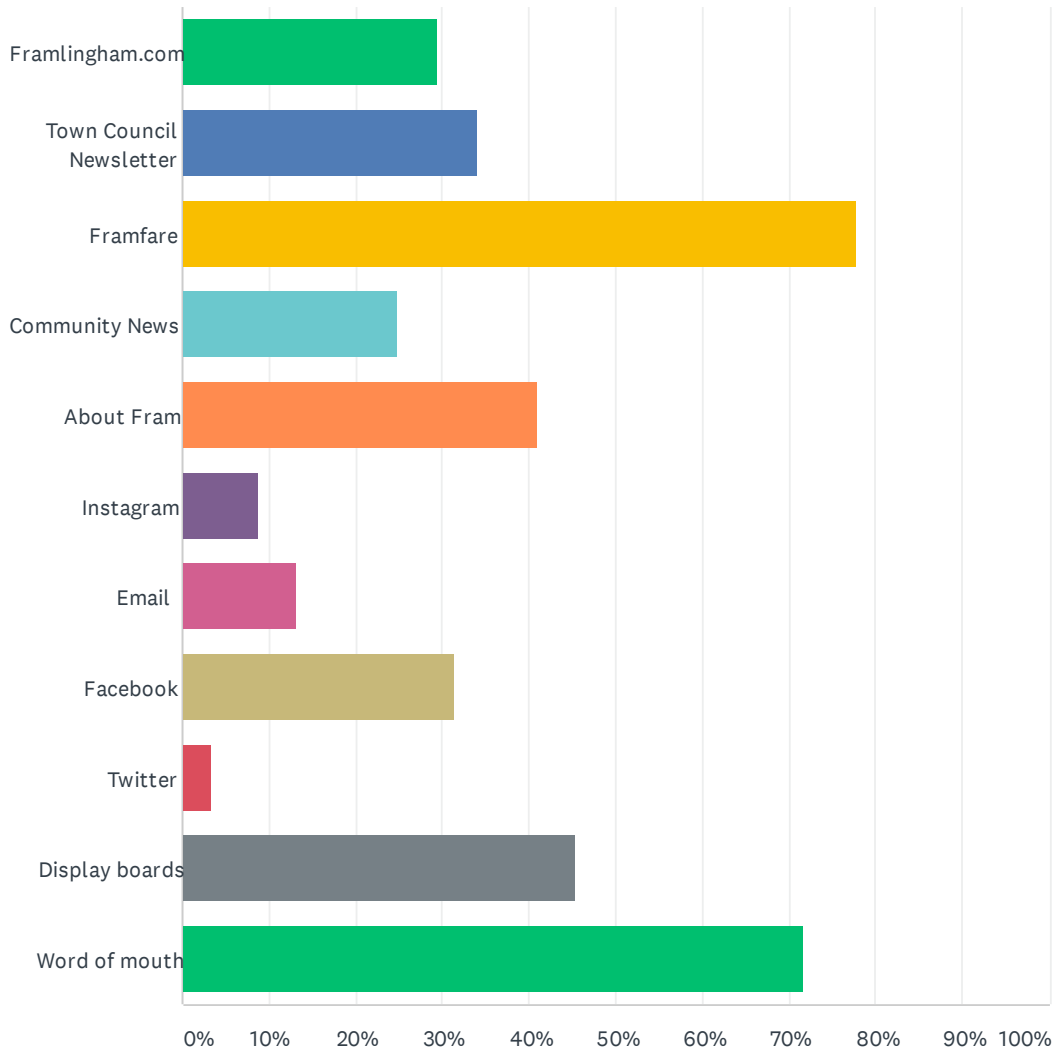


	YES	NO	TOTAL	WEIGHTED AVERAGE
A boules/petanque area	54.01% 182	45.99% 155	337	1.46
A concrete table tennis table	46.63% 152	53.37% 174	326	1.53
Flood lighting the skate park	29.02% 92	70.98% 225	317	1.71

Q16 How do members of your household find out what is going on in Framlingham? (please tick all applicable)

Answered: 396 Skipped: 25

Framlingham Town Survey



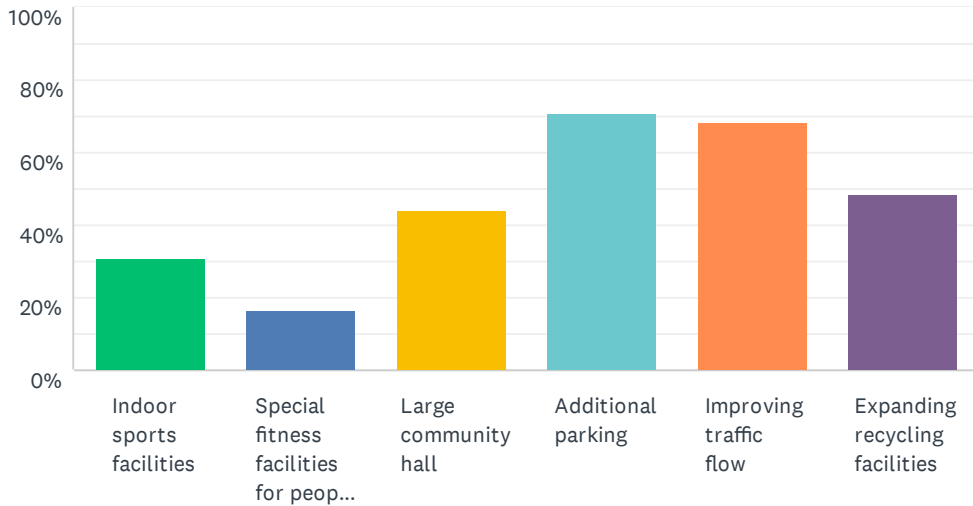
ANSWER CHOICES	RESPONSES
Framlingham.com	29.55% 117
Town Council Newsletter	34.09% 135
Framfare	77.78% 308
Community News	25.00% 99
About Fram	40.91% 162
Instagram	8.84% 35
Email	13.13% 52
Facebook	31.31% 124
Twitter	3.28% 13
Display boards	45.45% 180
Word of mouth	71.72% 284
Total Respondents: 396	

Q17 What impact do you think recent new development is having on the town?

Answered: 344 Skipped: 77

Q18 New housing development has provided additional funding via Community Infrastructure Levy. How does your household think this should be used to benefit the town?

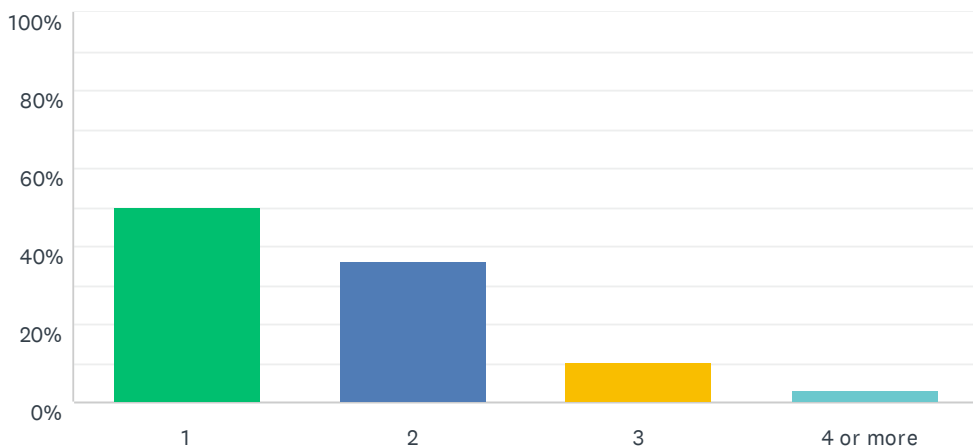
Answered: 394 Skipped: 27



ANSWER CHOICES	RESPONSES	
Indoor sports facilities	31.22%	123
Special fitness facilities for people in need	16.50%	65
Large community hall	43.91%	173
Additional parking	71.07%	280
Improving traffic flow	68.27%	269
Expanding recycling facilities	48.48%	191
Total Respondents: 394		

Q19 How many cars, vans or motorcycles does your household use?

Answered: 375 Skipped: 46

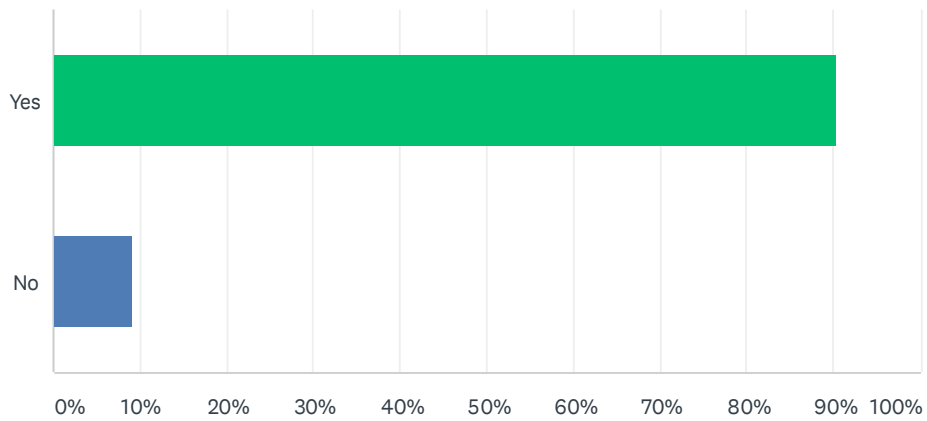


Framlingham Town Survey

ANSWER CHOICES	RESPONSES	
1	50.13%	188
2	36.27%	136
3	10.13%	38
4 or more	3.47%	13
TOTAL		375

Q20 Do you have off road parking?

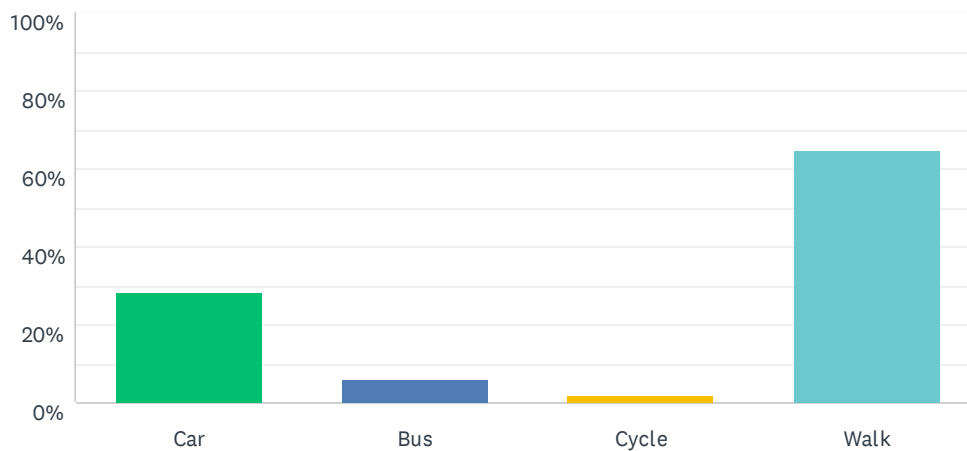
Answered: 388 Skipped: 33



ANSWER CHOICES	RESPONSES	
Yes	90.46%	351
No	9.28%	36
TOTAL		388

Q21 How do your children get to school?

Answered: 102 Skipped: 319



ANSWER CHOICES	RESPONSES	
Car	28.43%	29
Bus	5.88%	6
Cycle	1.96%	2
Walk	64.71%	66
Total Respondents: 102		

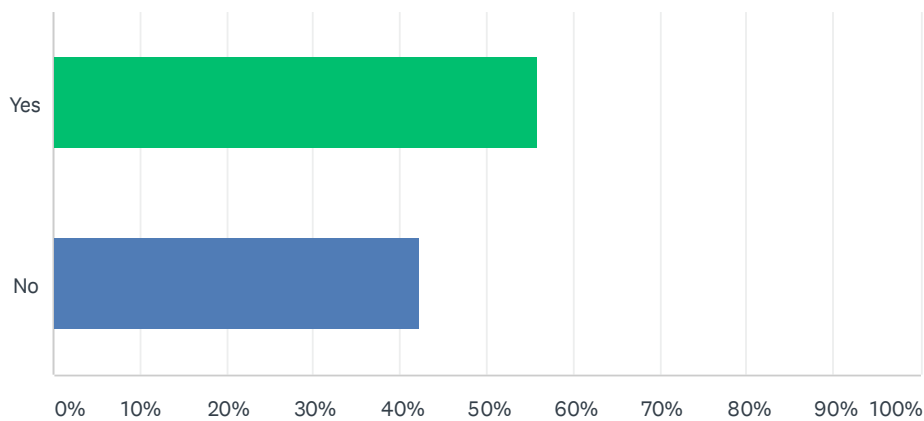
Q22 What mode of transport do members of your household use to get to work? (please give details for all those that apply)

Answered: 220 Skipped: 201

ANSWER CHOICES	RESPONSES	
Car - how many people?	84.09%	185
Bus - which route?	7.27%	16
Train - which station?	8.18%	18
Cycle	5.00%	11
Motorbike	4.09%	9
Mobility scooter	1.36%	3
None - walk to work	29.09%	64

Q23 Is traffic congestion and parking a problem for your household?

Answered: 381 Skipped: 40

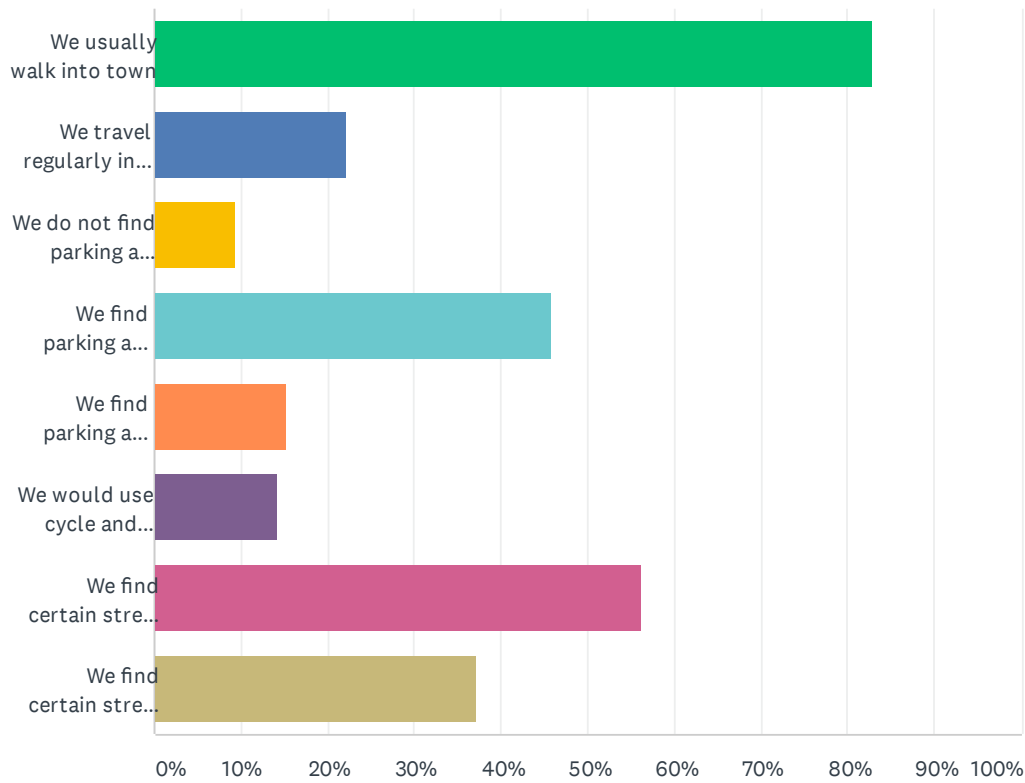


ANSWER CHOICES	RESPONSES	
Yes	55.91%	213
No	42.26%	161
TOTAL		381

Q24 Please tick whichever is relevant to your household

Framlingham Town Survey

Answered: 392 Skipped: 29

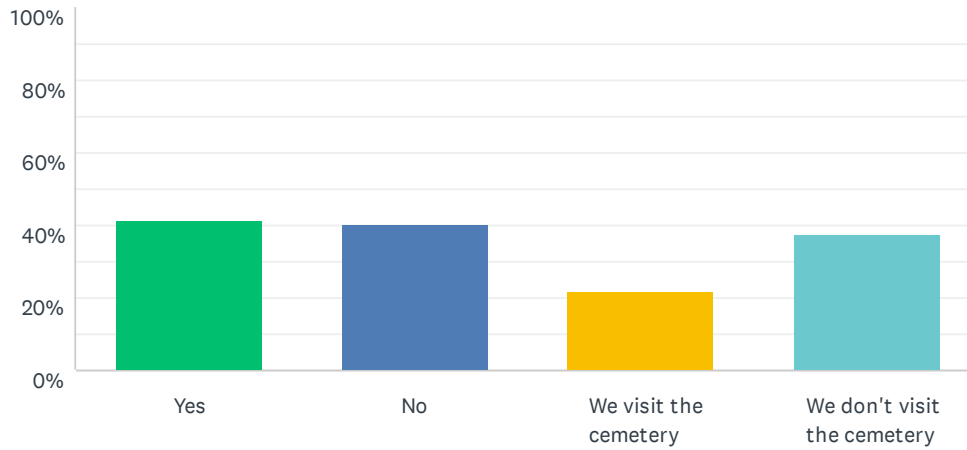


ANSWER CHOICES	RESPONSES	
We usually walk into town	82.91%	325
We travel regularly into town by car	22.19%	87
We do not find parking a problem in town	9.44%	37
We find parking a problem in town	45.92%	180
We find parking a problem at home	15.31%	60
We would use cycle and mobility scooter ways if available	14.29%	56
We find certain streets congested with traffic at rush hour and on Saturdays	56.38%	221
We find certain streets congested with traffic all the time	37.24%	146
Total Respondents: 392		

Q25 When considering new car parking facilities would your household agree to converting the Cemetery driveway into parking for approx 19 cars?

Answered: 387 Skipped: 34

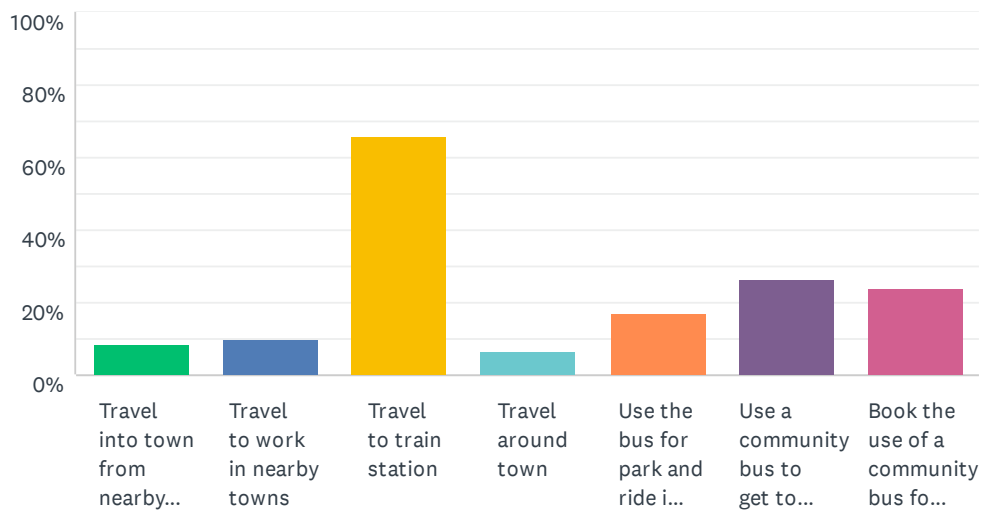
Framlingham Town Survey



ANSWER CHOICES	RESPONSES	
Yes	41.60%	161
No	40.57%	157
We visit the cemetery	22.22%	86
We don't visit the cemetery	37.73%	146
Total Respondents: 387		

Q26 Community transport buses can help to access the town. If a bus were available how would your household use it? Tick any that apply below

Answered: 277 Skipped: 144

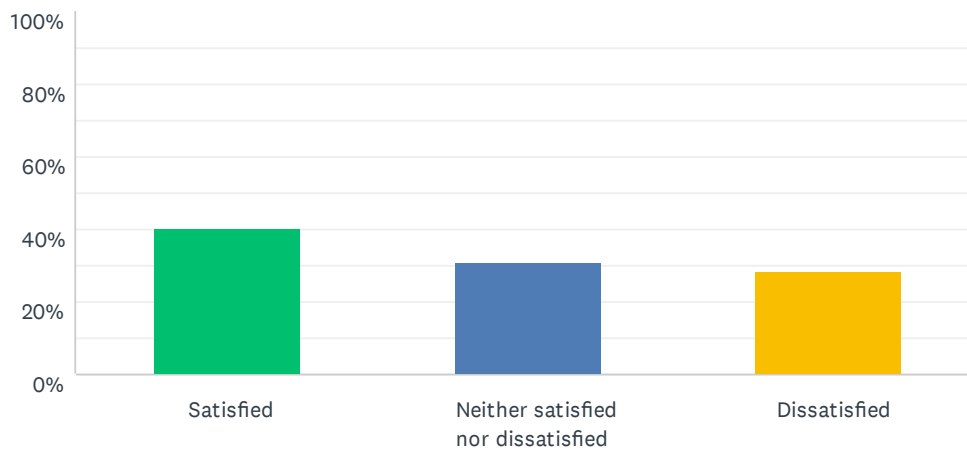


Framlingham Town Survey

ANSWER CHOICES	RESPONSES	
Travel into town from nearby villages	8.66%	24
Travel to work in nearby towns	10.11%	28
Travel to train station	66.06%	183
Travel around town	6.50%	18
Use the bus for park and ride into and around town	16.97%	47
Use a community bus to get to activities and events	26.35%	73
Book the use of a community bus for private evening activities and events	24.19%	67
Total Respondents: 277		

Q27 Is the range of shops and services in the town adequate for most of your households needs?

Answered: 391 Skipped: 30

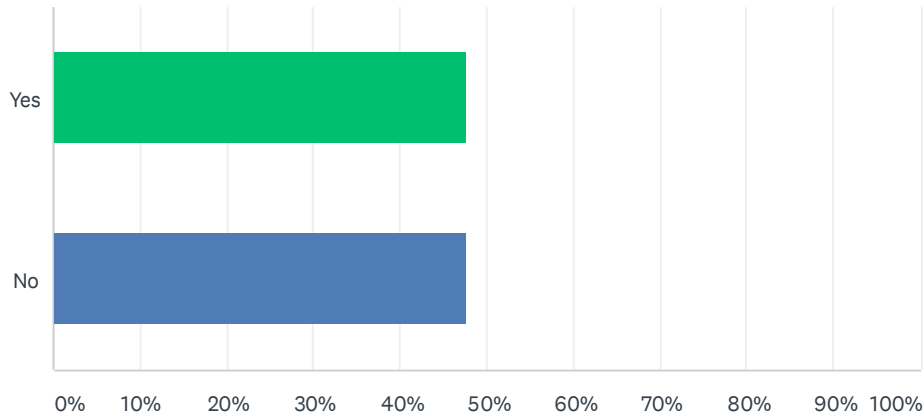


ANSWER CHOICES	RESPONSES	
Satisfied	40.66%	159
Neither satisfied nor dissatisfied	30.95%	121
Dissatisfied	28.39%	111
TOTAL		391

Q28 If a member of your household has mobility issues do you find it difficult to access the shops and services in Framlingham? (please leave this blank if mobility is not an issue)

Answered: 86 Skipped: 335

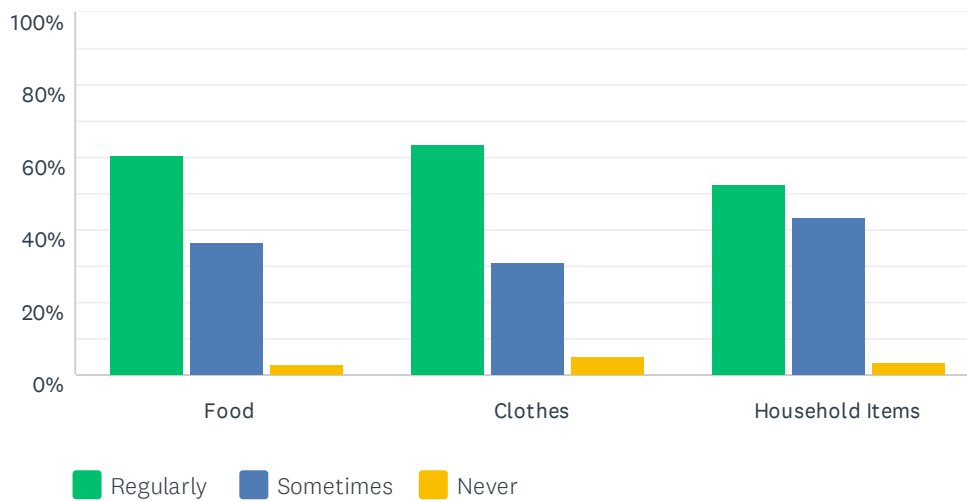
Framlingham Town Survey



ANSWER CHOICES	RESPONSES	
Yes	47.67%	41
No	47.67%	41
TOTAL		86

Q29 Do members of your household shop in other towns for the following items?

Answered: 387 Skipped: 34

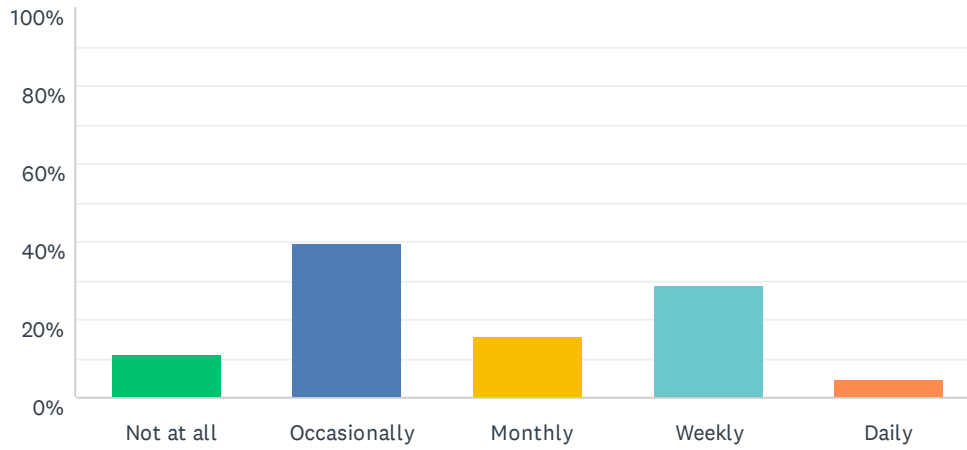


	REGULARLY	SOMETIMES	NEVER	TOTAL	WEIGHTED AVERAGE
Food	60.69% 230	36.41% 138	2.90% 11	379	1.42
Clothes	63.56% 232	31.23% 114	5.21% 19	365	1.42
Household Items	52.73% 193	43.72% 160	3.55% 13	366	1.51

Q30 Do members of your household shop online?

Answered: 391 Skipped: 30

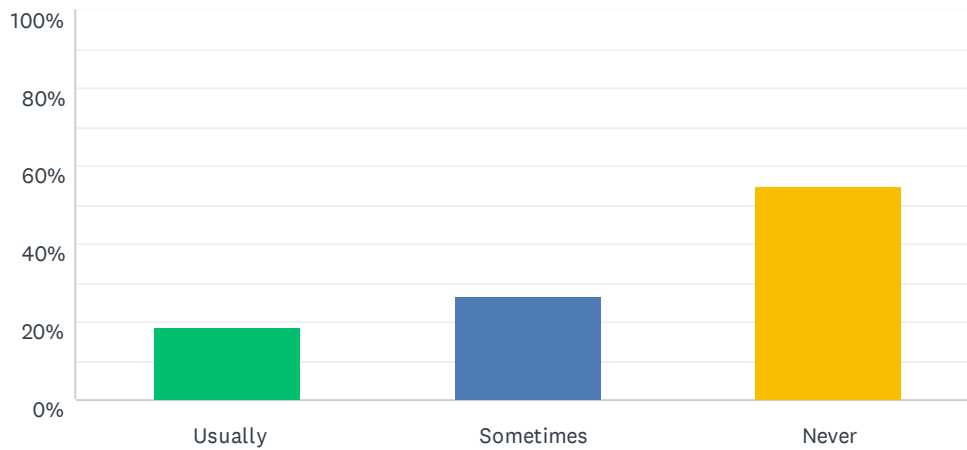
Framlingham Town Survey



ANSWER CHOICES	RESPONSES	
Not at all	11.00%	43
Occasionally	39.64%	155
Monthly	15.60%	61
Weekly	28.90%	113
Daily	4.86%	19
TOTAL		391

Q31 Do you have home delivery of groceries

Answered: 387 Skipped: 34

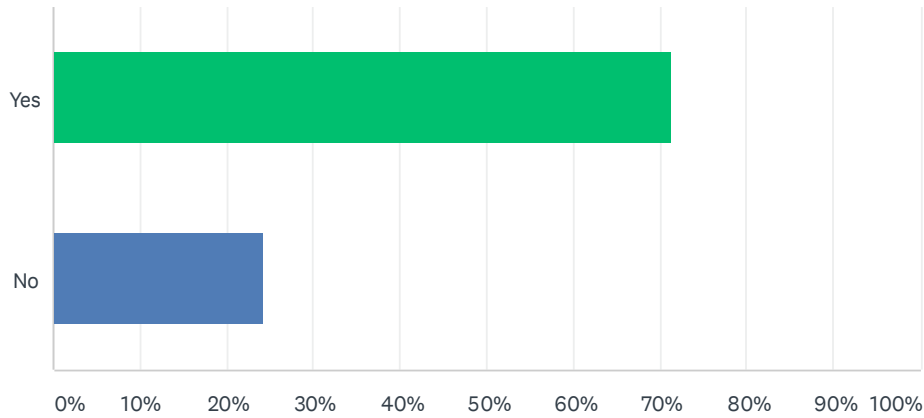


ANSWER CHOICES	RESPONSES	
Usually	18.60%	72
Sometimes	26.36%	102
Never	55.04%	213
TOTAL		387

Q32 Are there any new shops you would like to see in the town?

Answered: 359 Skipped: 62

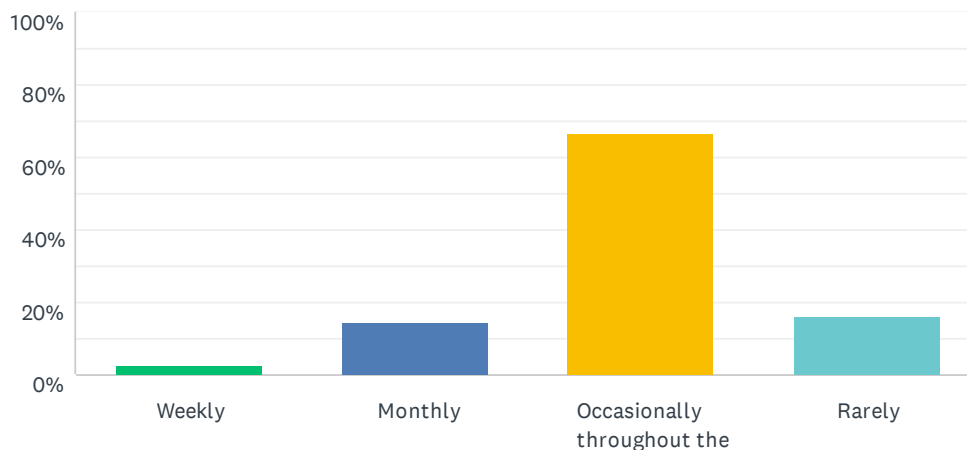
Framlingham Town Survey



ANSWER CHOICES	RESPONSES
Yes	71.31% 256
No	24.23% 87
TOTAL	359

Q33 How often do members of your household use the Framlingham Medical Practice?

Answered: 390 Skipped: 31

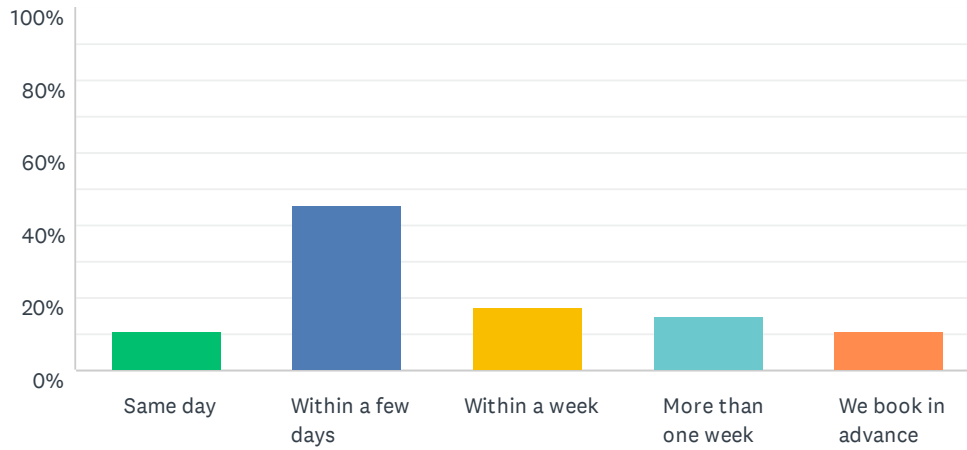


ANSWER CHOICES	RESPONSES
Weekly	2.56% 10
Monthly	14.62% 57
Occasionally throughout the year	66.67% 260
Rarely	16.15% 63
TOTAL	390

Q34 How long do you usually have to wait for an appointment?

Answered: 384 Skipped: 37

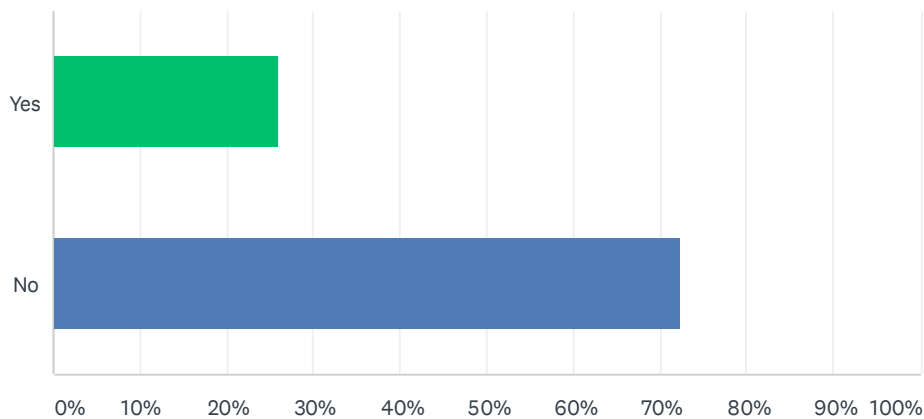
Framlingham Town Survey



ANSWER CHOICES	RESPONSES
Same day	10.94% 42
Within a few days	45.31% 174
Within a week	17.71% 68
More than one week	14.84% 57
We book in advance	11.20% 43
TOTAL	384

Q35 Do members of your household use other health and welfare services in Framlingham?

Answered: 381 Skipped: 40

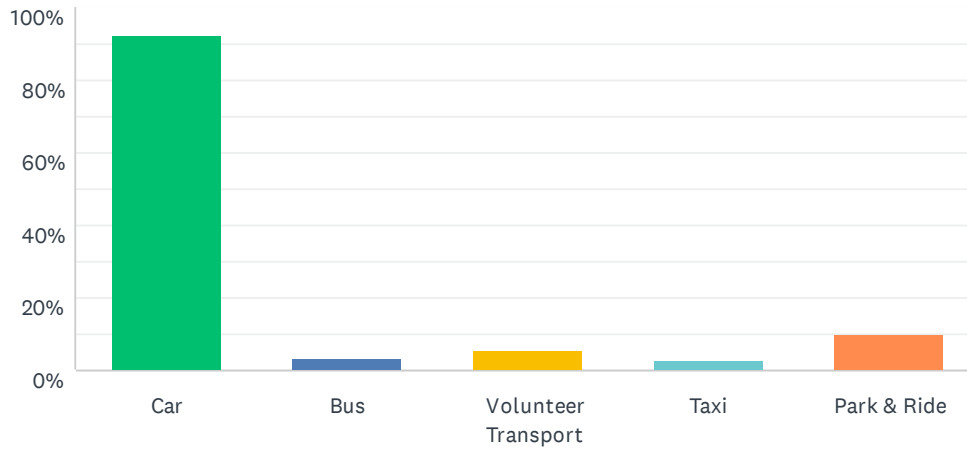


ANSWER CHOICES	RESPONSES
Yes	25.98% 99
No	72.44% 276
TOTAL	381

Q36 If a member of your household has to go to Ipswich Hospital, how do they travel?

Answered: 378 Skipped: 43

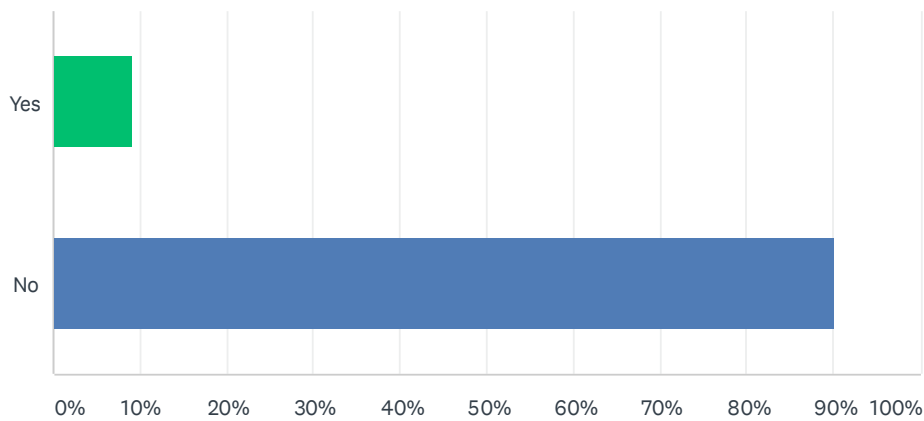
Framlingham Town Survey



ANSWER CHOICES	RESPONSES
Car	92.33% 349
Bus	3.44% 13
Volunteer Transport	5.29% 20
Taxi	3.17% 12
Park & Ride	10.05% 38
Total Respondents: 378	

Q37 Do members of your household have problems getting to the hospital?

Answered: 367 Skipped: 54

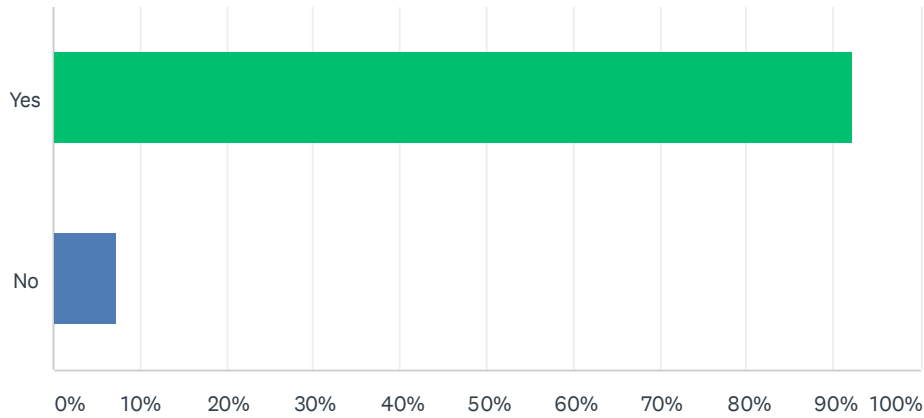


ANSWER CHOICES	RESPONSES
Yes	9.26% 34
No	90.19% 331
TOTAL	367

Q38 Do you and your family feel Framlingham is a safe place to live?

Answered: 384 Skipped: 37

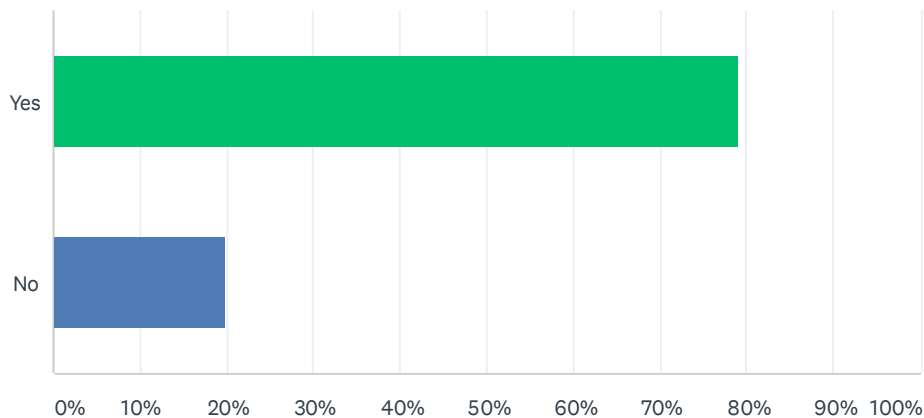
Framlingham Town Survey



ANSWER CHOICES	RESPONSES	
Yes	92.19%	354
No	7.29%	28
TOTAL		384

Q39 Do you and your family support the idea of CCTV in the centre of the town, with the possibility of including the Elms and Fore Street car parks?

Answered: 384 Skipped: 37

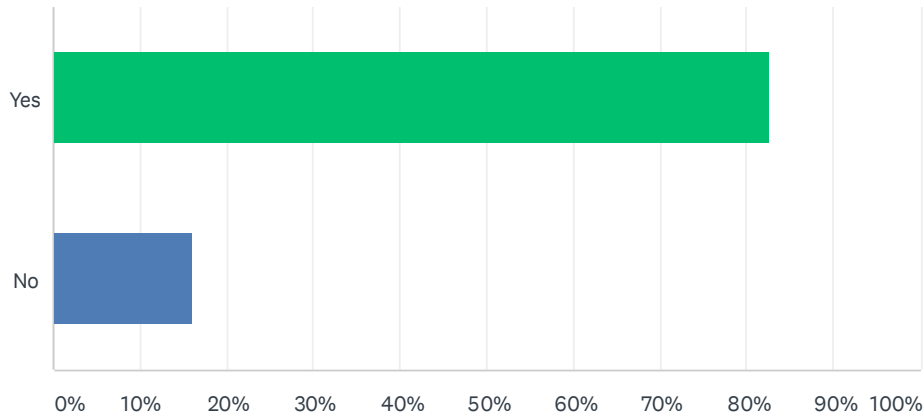


ANSWER CHOICES	RESPONSES	
Yes	79.17%	304
No	19.79%	76
TOTAL		384

Q40 Is the street lighting adequate?

Answered: 386 Skipped: 35

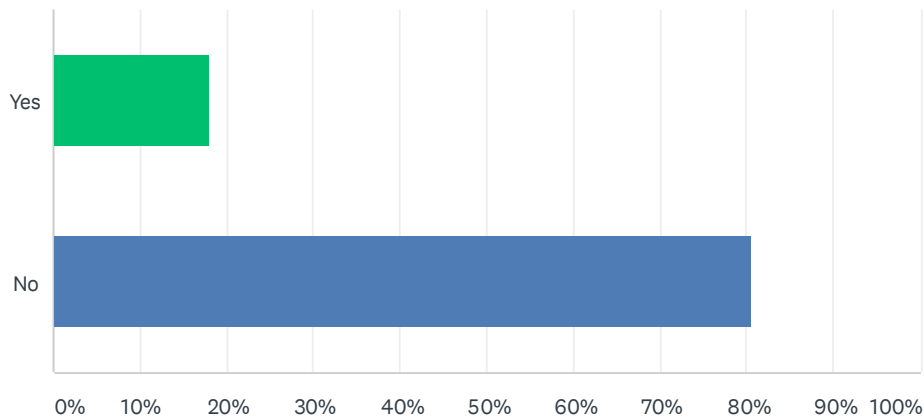
Framlingham Town Survey



ANSWER CHOICES	RESPONSES	
Yes	82.64%	319
No	16.06%	62
TOTAL		386

Q41 Have members of your household suffered any criminal damage/theft/antisocial behaviour in the town in the last 2 years?

Answered: 387 Skipped: 34

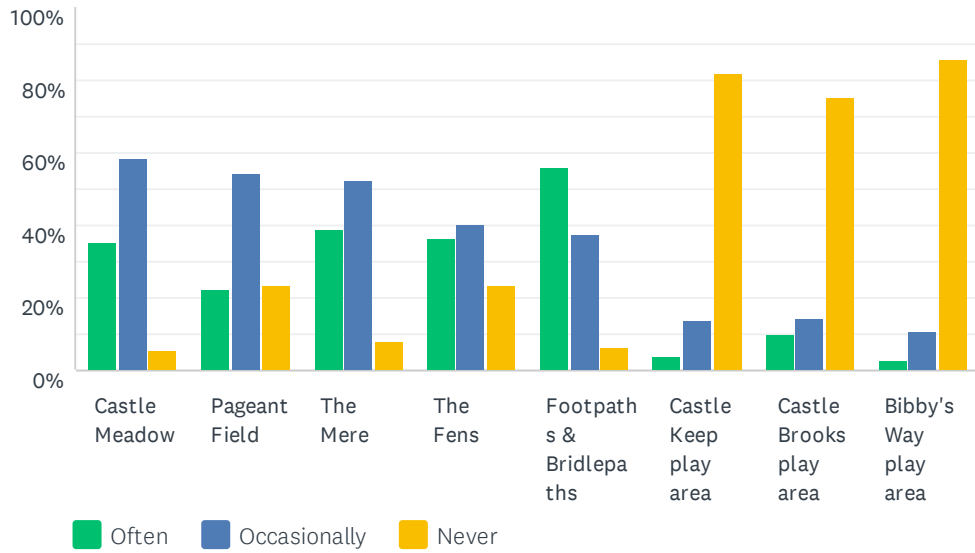


ANSWER CHOICES	RESPONSES	
Yes	18.09%	70
No	80.62%	312
TOTAL		387

Q42 Which public green spaces do you or your family use?

Answered: 384 Skipped: 37

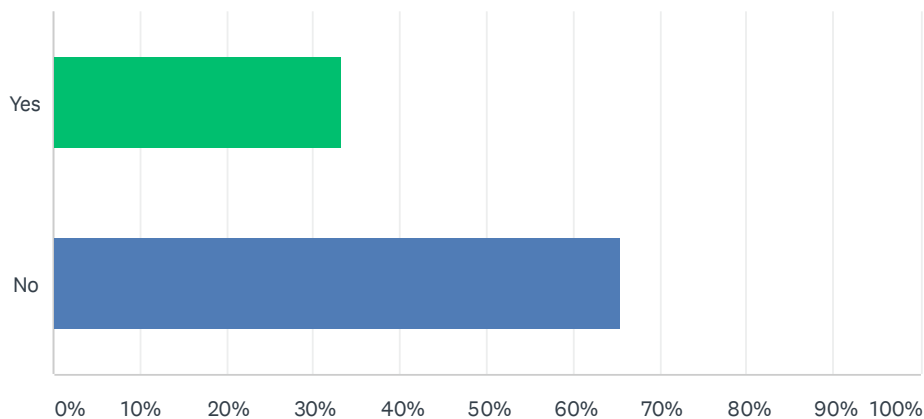
Framlingham Town Survey



	OFTEN	OCCASIONALLY	NEVER	TOTAL
Castle Meadow	35.67% 127	58.71% 209	5.62% 20	356
Pageant Field	22.36% 72	54.35% 175	23.29% 75	322
The Mere	39.20% 138	52.56% 185	8.24% 29	352
The Fens	36.31% 118	40.31% 131	23.38% 76	325
Footpaths & Bridlepaths	55.95% 188	37.50% 126	6.55% 22	336
Castle Keep play area	3.86% 10	13.90% 36	82.24% 213	259
Castle Brooks play area	9.89% 26	14.45% 38	75.67% 199	263
Bibby's Way play area	3.23% 8	10.89% 27	85.89% 213	248

Q43 Do we need to increase our public green spaces?

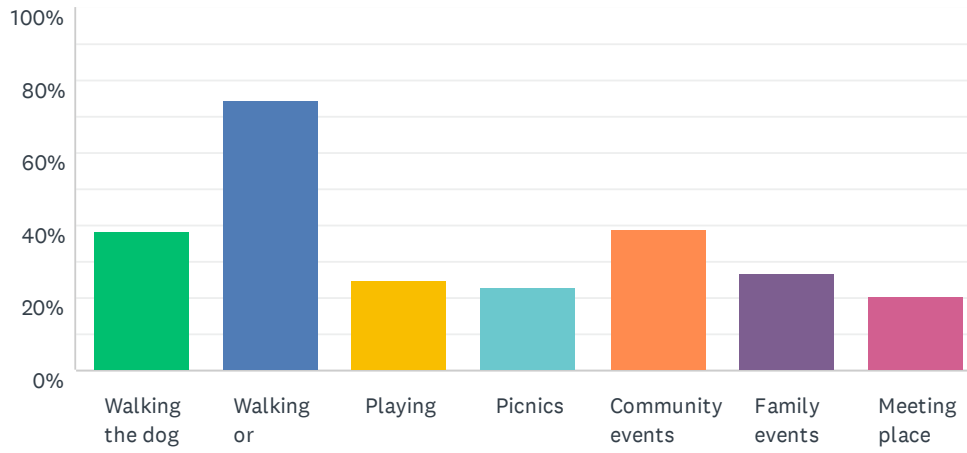
Answered: 357 Skipped: 64



ANSWER CHOICES	RESPONSES	
Yes	33.33%	119
No	65.55%	234
TOTAL		357

Q44 What do you use green public spaces for?

Answered: 370 Skipped: 51

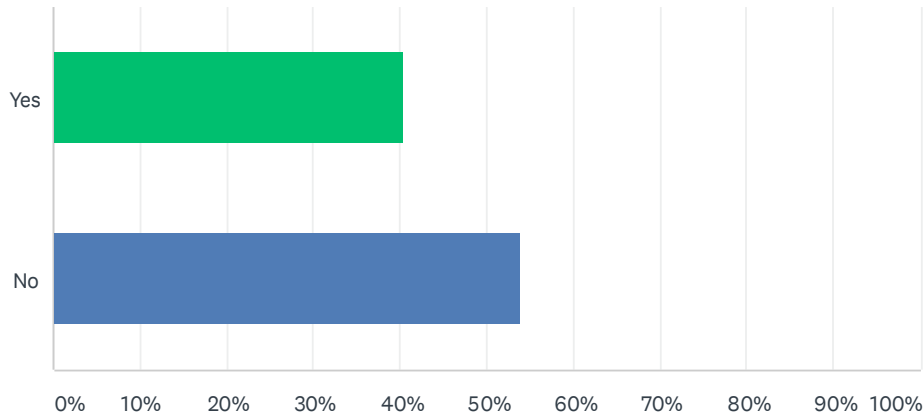


ANSWER CHOICES	RESPONSES	
Walking the dog	38.65%	143
Walking or running	74.59%	276
Playing	25.14%	93
Picnics	23.24%	86
Community events	39.19%	145
Family events	26.76%	99
Meeting place	20.27%	75
Total Respondents: 370		

Q45 Could the public green spaces be improved with different management or additional facilities?

Answered: 310 Skipped: 111

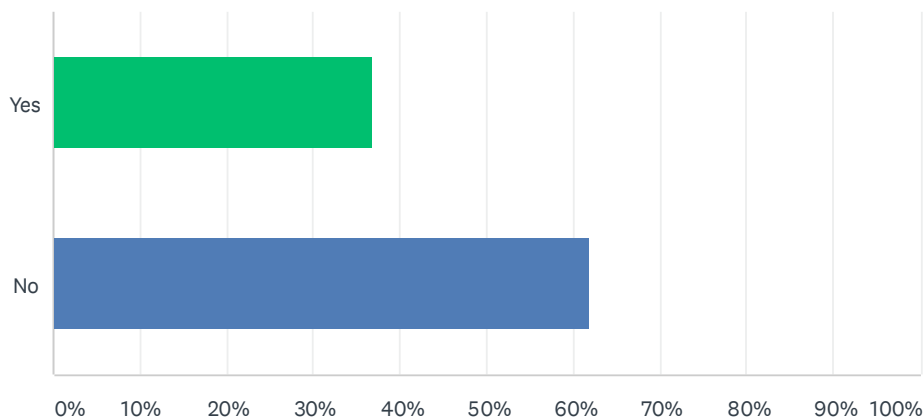
Framlingham Town Survey



ANSWER CHOICES	RESPONSES	
Yes	40.32%	125
No	53.87%	167
TOTAL		310

Q46 Do we have adequate recycling banks in the town?

Answered: 380 Skipped: 41

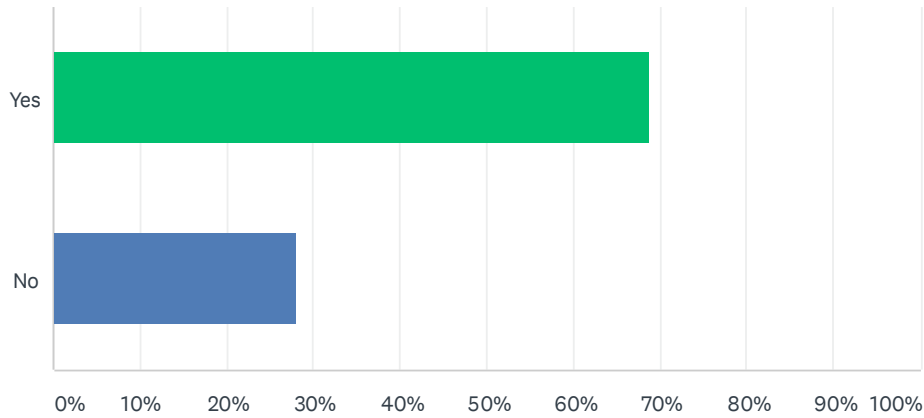


ANSWER CHOICES	RESPONSES	
Yes	36.84%	140
No	61.84%	235
TOTAL		380

Q47 Should Framlingham now develop strategies for environmental sustainability and zero carbon targets?

Answered: 347 Skipped: 74

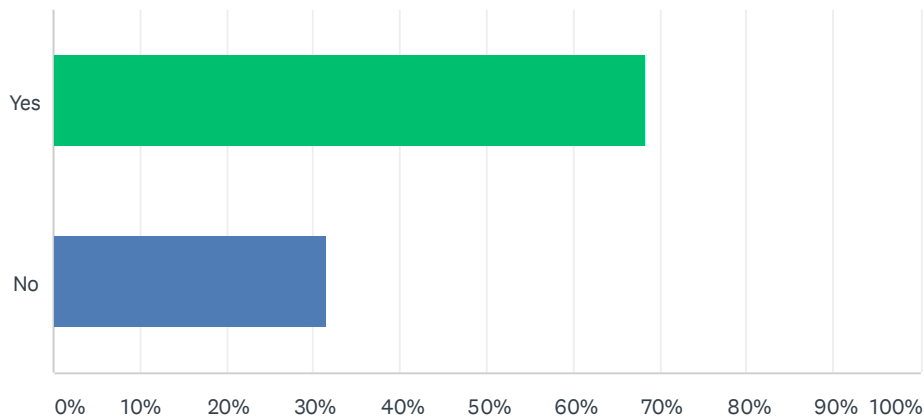
Framlingham Town Survey



ANSWER CHOICES	RESPONSES	
Yes	68.88%	239
No	27.95%	97
TOTAL		347

Q48 Do you know what your Town Council does and its responsibilities?

Answered: 377 Skipped: 44

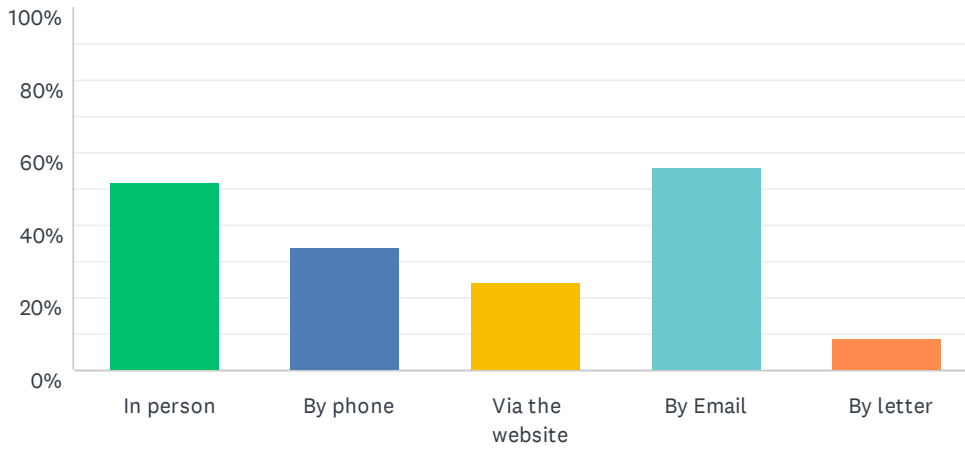


ANSWER CHOICES	RESPONSES	
Yes	68.44%	258
No	31.56%	119
TOTAL		377

Q49 If you need to contact the Town Council how would you do this?

Answered: 380 Skipped: 41

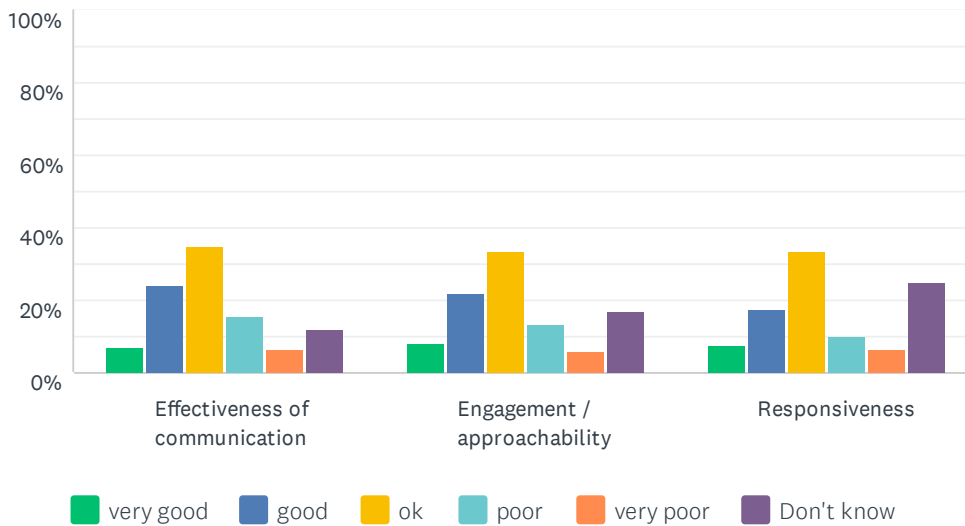
Framlingham Town Survey



ANSWER CHOICES	RESPONSES	
In person	51.84%	197
By phone	34.21%	130
Via the website	24.47%	93
By Email	55.79%	212
By letter	8.95%	34
Total Respondents: 380		

Q50 How well does the council communicate with residents?

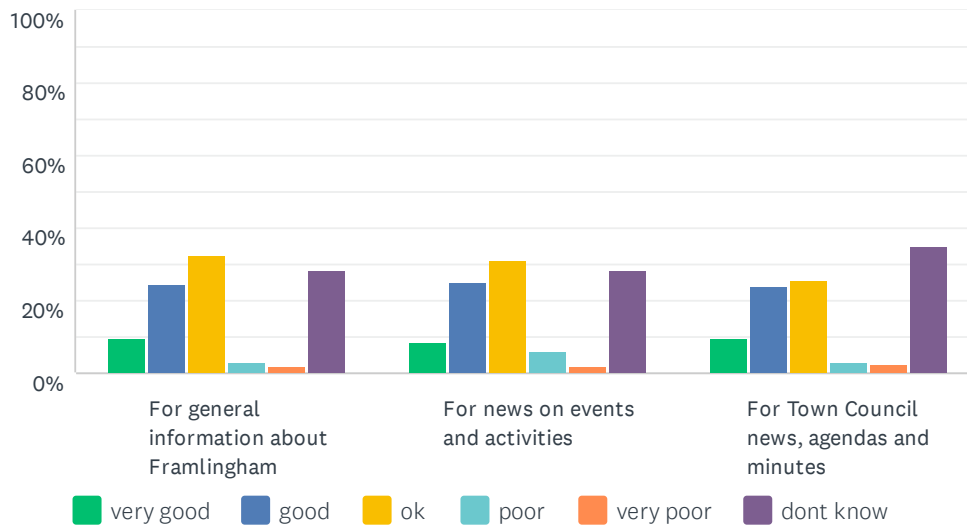
Answered: 381 Skipped: 40



	VERY GOOD	GOOD	OK	POOR	VERY POOR	DON'T KNOW	TOTAL	WEIGHTED AVERAGE
Effectiveness of communication	7.11% 27	24.21% 92	35.00% 133	15.53% 59	6.32% 24	11.84% 45	380	3.25
Engagement / approachability	8.20% 30	22.13% 81	33.33% 122	13.39% 49	6.01% 22	16.94% 62	366	3.38
Responsiveness	7.36% 27	17.71% 65	33.51% 123	10.08% 37	6.54% 24	24.80% 91	367	3.65

Q51 Do you use the official Framlingham Town website, and how effective is it?

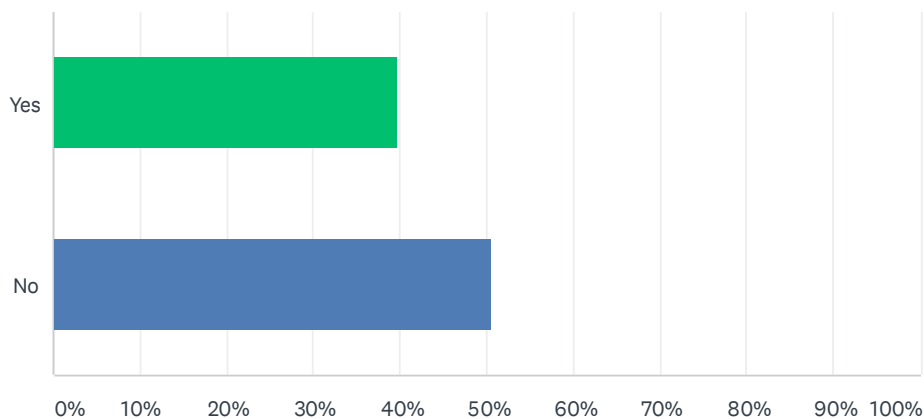
Answered: 340 Skipped: 81



	VERY GOOD	GOOD	OK	POOR	VERY POOR	DONT KNOW	TOTAL	WEIGHTED AVERAGE
For general information about Framlingham	9.41% 32	24.41% 83	32.65% 111	2.94% 10	2.06% 7	28.53% 97	340	3.49
For news on events and activities	8.28% 28	24.85% 84	30.77% 104	5.92% 20	1.78% 6	28.40% 96	338	3.53
For Town Council news, agendas and minutes	9.64% 32	24.10% 80	25.60% 85	3.01% 10	2.41% 8	35.24% 117	332	3.70

Q52 Could the website be improved by changing it or adding more information?

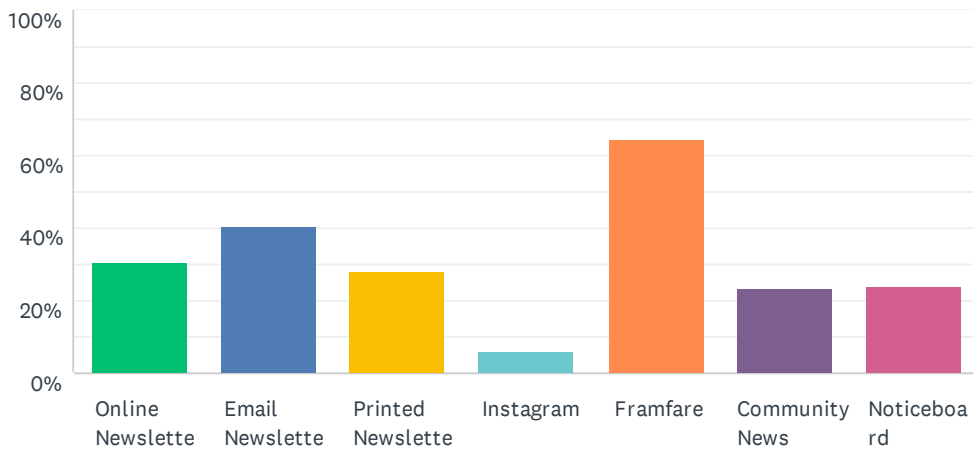
Answered: 247 Skipped: 174



ANSWER CHOICES	RESPONSES
Yes	39.68% 98
No	50.61% 125
TOTAL	247

Q53 How does your household prefer to receive news and information from the Town Council? (tick any that apply)

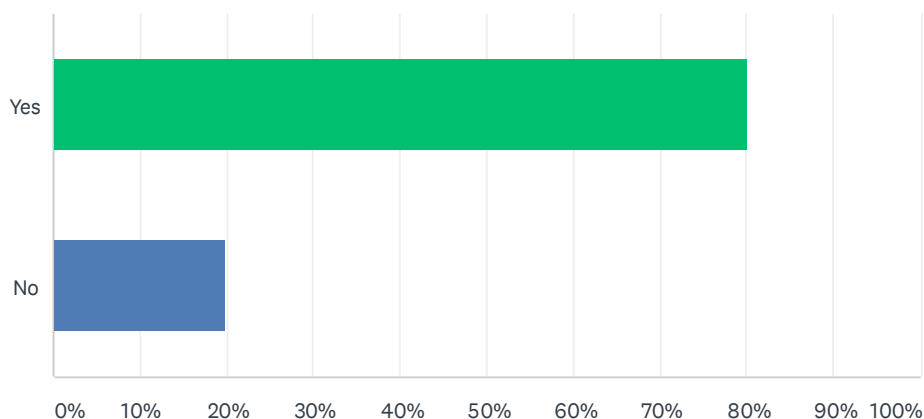
Answered: 378 Skipped: 43



ANSWER CHOICES	RESPONSES	
Online Newsletter	30.69%	116
Email Newsletter	40.48%	153
Printed Newsletter	28.04%	106
Instagram	5.82%	22
Framfare	64.29%	243
Community News	23.28%	88
Noticeboard	24.07%	91
Total Respondents: 378		

Q54 We aim to communicate more directly with residents via a new online newsletter. Subscribing to this the most effective way to keep up to date on news, events and Town Council decisions. It's totally free. Would your household like to sign up to these monthly news emails?

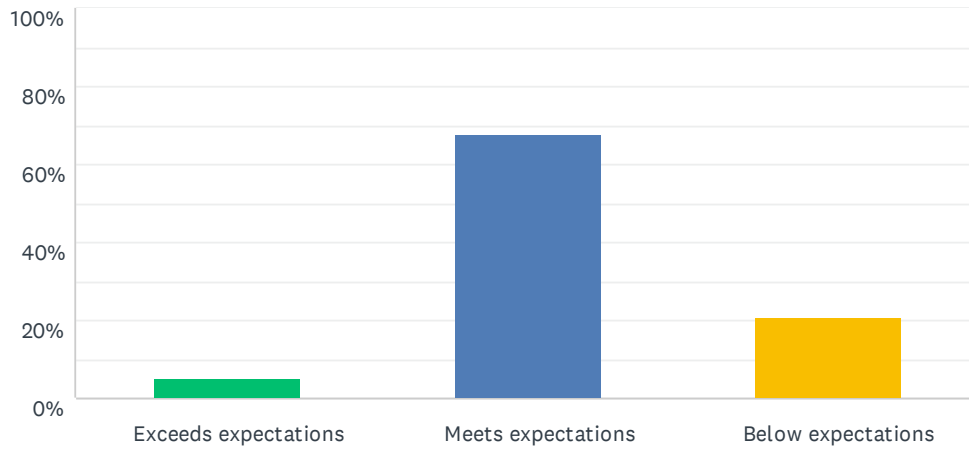
Answered: 363 Skipped: 58



ANSWER CHOICES	RESPONSES
Yes	80.17% 291
No	19.83% 72
TOTAL	363

Q55 How do you rate your overall experience with Framlingham Town Council?

Answered: 366 Skipped: 55



ANSWER CHOICES	RESPONSES
Exceeds expectations	4.92% 18
Meets expectations	68.03% 249
Below expectations	20.77% 76
TOTAL	366